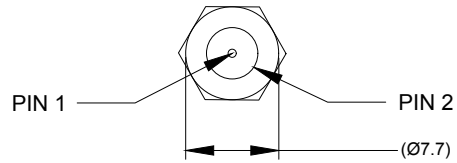


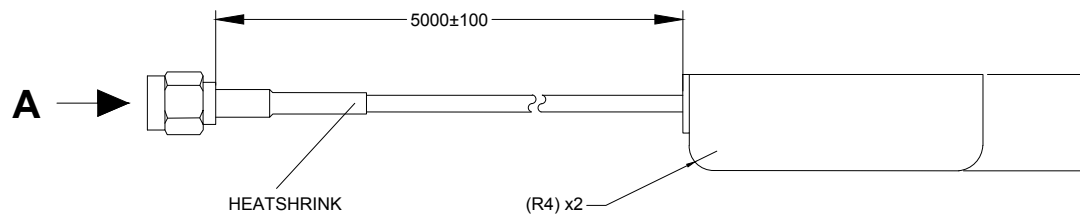
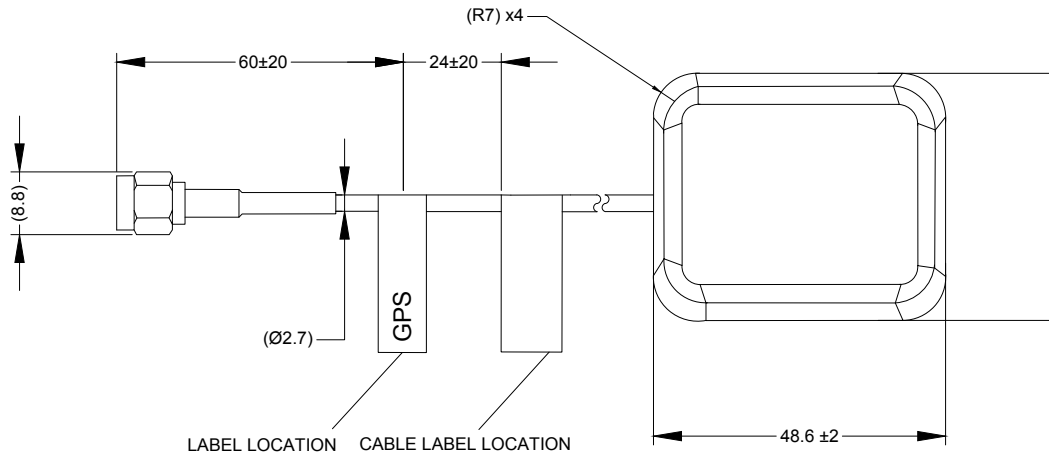
Revision Notes				
R1 - MODEL NAME UPDATED FROM MDR-400-GPS TO MDR-ANT-GPS-01				
APA: E.PANG	Drawn: L.Pillay	Checked: R.BATES	Approved: B.JOHN	Date: 11/11/2015

VIEW A



2-PIN SMA MALE
MATING FACE

PIN #	WIRE COLOUR	DESCRIPTION
1	RED	DATA AND 3V-5V
2	BLACK	GND



NOTES:

1. REFERENCE INSTRUCTION GUIDE FOR FUNCTIONALITY.
2. FOR CABLE LABEL REFER TO LATEST REVISION OF DRAWING BE-003113-XX-15.
3. ANY CUSTOMER MODIFICATION OF THIS PRODUCT CAUSING SUBSEQUENT FAILURE IS NOT A LIABILITY OF BRIGADE ELECTRONICS GROUP PLC.
4. SUPPLIED IN CLEAR PLASTIC BAG.

PROPRIETARY NOTICE

THIS DESIGN AND TECHNICAL INFORMATION APPEARING ON THIS DRAWING IS THE PROPERTY OF BRIGADE ELECTRONICS, AND IS DISCLOSED IN CONFIDENCE. IT IS NOT TO BE COPIED, REPRODUCED, REVEALED TO OR EXPROPRIATED BY OTHERS, EITHER IN WHOLE OR IN PART WITHOUT THE EXPRESS WRITTEN CONSENT OF BRIGADE ELECTRONICS.

BRIGADE[®]
www.brigade-electronics.com

Assembly PI Approval P.YANG	Approved by B.JOHN	Checked by A. FEDERIGHI	Released 21/07/15	Drawn by L.PILLAY	Assembly Ref 01.08.10.474
Angle of Projection 		Units mm	Scale N/A	Status DRAFT	MDR-ANT-GPS-01
Third Angle		Part No 4883	BE-003103-01-15		